

City Campus

Your Open Day Guide – 2017 entry

Saturday 25 February, 9 am - 3.30 pm

Saturday 25 March, 9 am - 3.30 pm



NOTTINGHAM
TRENT UNIVERSITY



Welcome to NTU

Thanks for booking a place at our open day. The event is designed for those looking to join us in September 2017. It will give you the opportunity to gain a deeper understanding of the subject you're interested in through talks, speaking to academics, and meeting current students.

You'll also have the chance to view our accommodation, get a feel for our campus and the city, and pick up useful information at our Information Fair.



Any questions? Tweet us @NTUopendays



#NTUopenday

Make the most of your day

1. Check the open day timetable for the subject session you want to attend. Make a note of the time and location on the planner provided.
2. Plan your tours and activities. Why not take a campus tour, or drop in to view our accommodation?
3. Use the maps and information provided on the back of this guide to get here and to find your way around our campus. Our friendly Student Ambassadors and staff – look out for their red T-shirts – can help you along the way.

Help and information

Your starting point on the day will be the Newton building (map ref **N**). Here you'll find registration, our Help Desk, the Information Fair, and refreshments.

Open day enquiries

If you need to contact us before the event, please email generalopendays@ntu.ac.uk or call **+44 (0)115 848 4460**.



Frequently asked questions

Where and how do I register?

When you arrive, please register with our welcome staff in the Newton building (map ref **N**). The registration desk is open all day, and you can use express registration to beat the queues.

Can I bring friends and family along?

Yes, you're welcome to bring guests. However, we may have to restrict numbers for some sessions; in these instances, we'll always give priority to students.

Do I need to arrive at 9 am?

You don't need to arrive for 9 am, but make sure you use the timetable to check when your subject talk begins. Use the handy planner provided to organise which sessions and activities you want to attend.

What should I bring with me?

We would suggest you bring:

- your express registration letter that came with this guide;
- this open day guide (you'll find a handy map at the back too);
- a plan of the talks and sessions you want to attend; and
- a list of questions for staff and current students.

Make sure you dress appropriately for the weather.

Talks and Tours

Talks

Our talks will help you find out more about the subjects you want to study, and to get a taste of what it's like to be a student at NTU.

Look at the timetable at the back of this guide to find out when your subject talk is, and plan your day around that. Think about what talks and tours you want to go to and mark them on your timetable.



Welcome talk

Delivered by a senior academic, the welcome talk will give you an introduction to NTU and your Academic School before you go onto a subject talk.

Subject talks

Delivered by teaching staff, our subject talks will give you an introduction to the course, what you'll study, and relevant career opportunities.

Taster sessions

Some of our courses will be offering taster sessions to give you a real insight into what it's like to study on your course.

Accommodation talk

Find out about where you could be living and how to book with us, and hear the experiences of our students.

Student finance talk

Going to university is a great investment in your future. The student finance talk will cover managing your money, paying your fees, and getting help with your finances.

Advice for parents talk

This guided Q&A in an informal atmosphere will give you the opportunity to ask our Student Ambassadors any questions you have about supporting your child through university.

What if some of your chosen talks clash?

Don't worry – just go along to the one you think is most important. You can then visit the Information Fair to find out what you missed and pick up course material.



Facilities tours

We'll be offering tours of our course-specific facilities. Check the open day timetable for details, or if you're unsure, just ask one of our staff members on the day.

Campus tours

Get a feel for the NTU City Campus by going on a student-led tour. The tours start at 9 am and continue throughout the day. They last around 40 minutes and start at the Newton building (map ref **T**).

Accommodation

Come and see what it's like to be a student living on campus. A selection of our halls of residence will be open, with staff and current students available to answer questions. You can also visit our accommodation stand at the Information Fair.

Library and Learning Resources

At the heart of each campus, NTU has an excellent library and IT resource rooms designed to support student learning. You can drop in to the library between 9 am and 3.30 pm, and the library staff will be delighted to tell you about the services and facilities available.

Information Fair

Whatever questions you might have about life at NTU, finding somewhere to live, or what comes after your studies, our Information Fair is here to help. It runs from 9 am to 3.30 pm in the Newton building (map ref **N**).


It is an excellent opportunity to collect information and ask our staff and Student Ambassadors any questions you might have. We will have information available on:

- courses;
- accommodation;
- Student Support Services;
- employability, careers and placements;
- admissions;
- sports and recreation;
- Global Lounge;
- Students' Union and societies;
- The Hive, NTU's centre for entrepreneurship and enterprise;
- Confetti Institute of Creative Technologies;
- studying abroad; and
- volunteering.

Take a closer look at our accommodation

Before you come along to our open day, you might want to view our accommodation online at:

www.ntu.ac.uk/accommodation





Health and safety

Road safety

Be extremely careful when crossing roads and use the crossing facilities provided. Please be aware of the trams passing through the City Campus.

First aid

If you require first aid, please contact the main reception, security, or a member of staff.

Fire safety

If you hear the fire alarm, leave the building by the nearest safe exit. Staff will show you the way. Do not use the lifts.

If you feel you would be unable to evacuate a building via the stairs, please use the disabled refuge points to make contact with staff. They are generally found in stairwells and common areas.

Getting here

There are many advantages to studying in Nottingham, but one of the most important is its central location in the heart of England.

Travelling by car

The closest car parks to the City Campus are:

- Trinity Square (**NG1 4BT**)
£4.30 – £13;
- Talbot Street (**NG1 5GG**)
£1.80 – £12.50; or
- the Victoria Centre (**NG1 3QN**)
£3 – £15.

However, we recommend you use the Park and Ride services as city centre parking is limited.

From the north, south or west

Nottingham has a new series of tram lines and Park and Rides. All trams pass the NTU stop.

You can visit www.thetram.net for full details, but your options will include the following.

- Leaving the M1 at J24, use Clifton South. The postcode is **NG11 8BF**, and the journey time to the University is 28 minutes.
- Leaving the M1 at J25, use Toton Lane. The postcode is **NG9 7JA**, and the journey time to the University is 38 minutes.
- Leaving the M1 at J26, you can use the Park and Rides at either Phoenix Park (postcode **NG8 6AS**, journey time 17 minutes) or Wilkinson Street (postcode **NG7 7NU**, journey time 12 minutes).

Price: £4 for an adult day ticket from one of the ticket machines, which do give change.



Parking is free. You must buy a ticket before you board the tram.*

Frequency: Every seven minutes.

From the east

The Citylink 2 bus service operates from the Park and Ride in the grounds of Nottingham Racecourse, just off Colwick Loop Road.

You can visit www.nottinghamcity.gov.uk/racecourseparkandride for full details.

- From the A52, follow the signs to Nottingham, and then to the Racecourse Park and Ride. The postcode is **NG2 4BE**. The Citylink 2 bus will then drop you off on Lower Parliament Street (see map ref  on City centre map on the back cover of this booklet), and from there it's an eight-minute walk to the University (see map ref  on City Campus map in the back of this guide). Head up Upper Parliament Street until you reach the Theatre Royal, then turn right and follow the tram tracks to our front door.

Price: Return bus travel to the city centre is £3.50 per car load.

Frequency: Every 20 minutes.

*Better tram deal if more than one person is travelling.

At weekends you can buy an Off Peak Group ticket for £5. This allows unlimited travel all day for two adults (over 16), plus three people under the age of 16. Children under five travel free.

City open day timetable

Use this grid to plan which general and subject specific talks you’d like to attend throughout the day. Please note that some subject talks are only given once, so make sure you don’t miss them. Access to all talks is on a first come, first served basis up to maximum room capacity. In the event of rooms becoming filled to capacity we will give priority to students. Thank you for your cooperation.

Room colour coding relates to map – please see over.

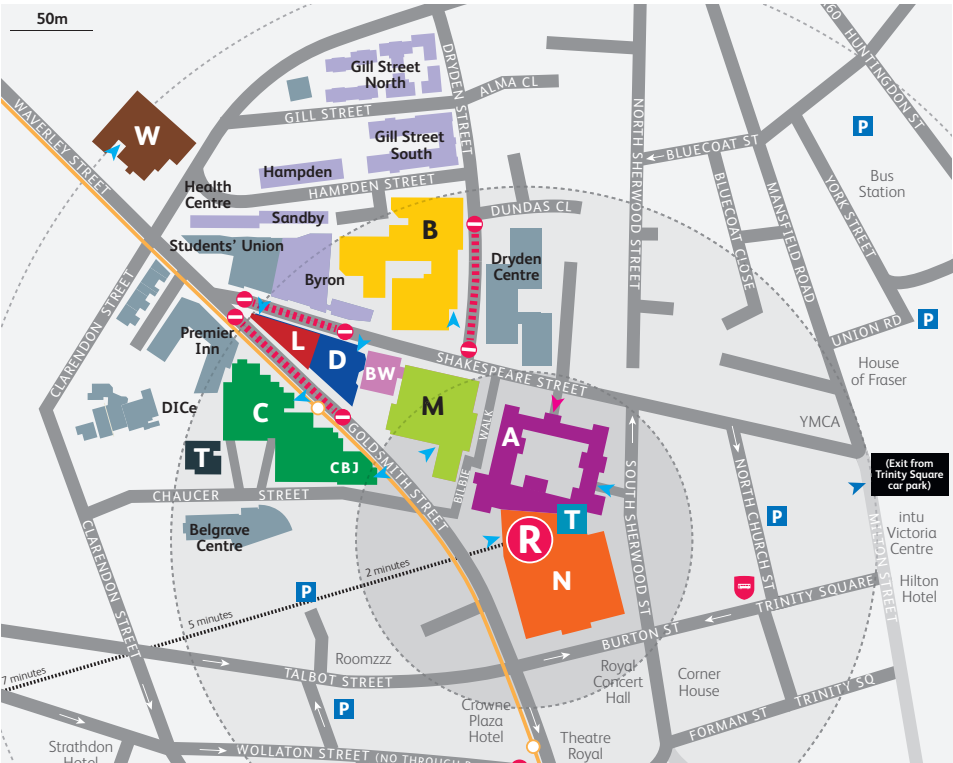
Talk / activity	9 – 9.30 am	9.30 – 10 am	10 – 10.30 am	10.45 – 11.15 am	11.30 am – 12 pm	12.15 – 12.45 pm	1 – 1.30 pm	1.45 – 2.15 pm	2.30 – 3 pm	3 – 3.30 pm	
Registration, welcome refreshments and campus tours	Available throughout the day in the Newton building, Level 1.										
Information Fair	Available throughout the day in the Newton building, Level 0 and Level 1.										
Student support and finance talk				Djanogly LT			Newton 7				
Advice for parents					Djanogly LT			Newton 1			
Accommodation talk			Djanogly LT			Djanogly LT			Newton 5		
Accommodation film	The film will run continuously throughout the day outside the Old Library, Newton building, Level 1.										
School of Art & Design	9 – 9.30 am	9.30 – 10 am	10 – 10.30 am	10.45 – 11.15 am	11.30 am – 12 pm	12.15 – 12.45 pm	1 – 1.30 pm	1.45 – 2.15 pm	2.30 – 3 pm	3 – 3.30 pm	
Welcome talk		Djanogly LT									
Fashion Management, Marketing and Communication (FMMC)											
An overview of our FMMC courses – what's the difference?		Talk Waverley LT									
Fashion Management			Talk Waverley LT			Taster Session Barnes Wallis 107		Taster Session Barnes Wallis 107			
Fashion Communication and Promotion				Talk Waverley LT		Taster Session Barnes Wallis 005		Taster Session Barnes Wallis 005			
Fashion Marketing and Branding					Talk Waverley LT	Taster Session Barnes Wallis 102		Taster Session Barnes Wallis 102			
International Fashion Business (one year top-up)				Talk Barnes Wallis 105							
FMMC teaching space drop-in		Drop in to the Barnes Wallis building to view our teaching spaces									
Fashion, Textiles and Knitwear Design											
Fashion Design / Fashion Accessory Design / Fashion Knitwear Design and Knitted Textiles / Textile Design							Talk and Tour Bonington 319				
Visual Arts											
Theatre Design / Costume Design and Making / Design for Film and Television					Talk and Tour Waverley 125						
Fine Art / Decorative Arts						Talk and Tour Bonington 002					
Visual Communication											
Animation / Art & Design Media Practice (one year top-up)						Talk and Tour Waverley 105					
Graphic Design							Talk and Tour Waverley LT				
Photography					Talk and Tour Bonington LT						
School of Architecture, Design and the Built Environment	9 – 9.30 am	9.30 – 10 am	10 – 10.30 am	10.45 – 11.15 am	11.30 am – 12 pm	12.15 – 12.45 pm	1 – 1.30 pm	1.45 – 2.15 pm	2.30 – 3 pm	3 – 3.30 pm	
Welcome talk			Newton 4								
Architectural Design											
Architecture					Talk and Tour Arkwright 111		Taster Session Arkwright 111				
Architectural Technology					Talk and Tour Arkwright 104		Taster Session Arkwright 104				
Interior Architecture and Design					Talk and Tour Maudslay LT		Taster Session Arkwright 011				
Product Design											
BA / BSc Product Design / Furniture and Product Design subject talk				Talk and Tour Newton 7		Taster Session Arkwright 006					
Property and Construction											
Building Surveying / Property Development and Planning / Property Finance and Investment / Real Estate					Talk and Taster Session Newton 3						
Construction Management / Quantity Surveying / Quantity Surveying and Commercial Construction Management					Talk and Taster Session Newton 9						
BEng / BSc Civil Engineering / MEng (Hons) Civil Engineering Design and Construction					Talk Newton 8		Taster Session Maudslay study centre 350				
School of Architecture, Design and the Built Environment workshop tours, starting in Maudslay reception			Departing from Maudslay building (last approx 30 mins)								
School of Arts and Humanities: Centre for Broadcasting & Journalism (CBJ)	9 – 9.30 am	9.30 – 10 am	10 – 10.30 am	10.45 – 11.15 am	11.30 am – 12 pm	12.15 – 12.45 pm	1 – 1.30 pm	1.45 – 2.15 pm	2.30 – 3 pm	3 – 3.30 pm	
Welcome talk		Newton 4									
Journalism talk and tour						Chaucer 1	Followed by tour				
Workshops								CBJ Newsroom / Studios			
Taster lecture									Chaucer 1		
Nottingham Business School	9 – 9.30 am	9.30 – 10 am	10 – 10.30 am	10.45 – 11.15 am	11.30 am – 12 pm	12.15 – 12.45 pm	1 – 1.30 pm	1.45 – 2.15 pm	2.30 – 3 pm	3 – 3.30 pm	
Welcome talk		Newton 2									
How to support your child at university – parent session				Newton 5				Newton 3			
Accounting and Finance talk and taster session							Newton 4				
Business and Business Management talk			Newton 2					Newton 2			
Business taster				Newton N58 A + B							
Business Management and Accounting and Finance taster				Newton N52 A + B							
Business Management and Economics taster				Newton N53 A + B							
Business Management and Entrepreneurship taster				Newton N56 A + B							
Business Management and Human Resources taster				Newton N57 A + B							
Business Management and Marketing taster				Newton 4							
Economics talk and taster			Newton 1								
Marketing talk and taster							Newton 5				
International Business talk and taster					Newton 5						
Apprenticeships and Work-based degrees drop-in session			Newton 55								
Trading room demonstration					Newton 54		Newton 54				
Nottingham Law School	9 – 9.30 am	9.30 – 10 am	10 – 10.30 am	10.45 – 11.15 am	11.30 am – 12 pm	12.15 – 12.45 pm	1 – 1.30 pm	1.45 – 2.15 pm	2.30 – 3 pm	3 – 3.30 pm	
Law talk				Newton 2							
Law taster session						Newton 4					
Law School Erasmus / Study Abroad talk								Chaucer 4			
Pro Bono / Legal Work Experience talk									Chaucer 4		
Legal Advice Centre and Courtrooms open for viewing			Level 1, Chaucer building								
School of Social Sciences	9 – 9.30 am	9.30 – 10 am	10 – 10.30 am	10.45 – 11.15 am	11.30 am – 12 pm	12.15 – 12.45 pm	1 – 1.30 pm	1.45 – 2.15 pm	2.30 – 3 pm	3 – 3.30 pm	
Welcome talk			Newton 5								
Psychology (including Combined Degrees) talk						Newton 2					
Psychology Lab Viewings				Chaucer 424				Chaucer 424			
BA (Hons) Politics and International Relations talk				Newton 6							
Politics taster session					Newton 6						
International Relations taster session						Newton 6					
BA (Hons) Politics talk						Newton 1					
BA (Hons) International Relations talk					Newton 1						
Sociology talk and taster session								Newton 8			
BA (Hons) Health and Social Care talk				Newton 10							
BA (Hons) Youth Studies talk					Newton 10						
BA (Hons) Youth Justice talk						Newton 10					
BA (Hons) Criminology talk and taster session								Djanogly LT			

Personal planner

Time	Talk / session	Location
9 am – 9.30 am		
9.30 am – 10 am		
10 am – 10.30 am		
10.45 am – 11.15 am		
11.30 am – 12 pm		
12.15 pm – 12.45 pm		
1 pm – 1.30 pm		
1.45 pm – 2.15 pm		
2.30 pm – 3 pm		
3 pm – 3.30 pm		

If you miss any of the talks, or you are interested in more than one subject, speak to our academic staff located at the subject stands at our Information Fair. Turn to page 6 for details.

City Campus map



N Newton building

A Arkwright building

T Campus tours starting point

M Maudslay building

T Taylor building

D Djanogly Lecture Theatre

L Boots Library

B Bonington building

C Chaucer building

CBJ Centre for Broadcasting and Journalism (CBJ)

W Waverley building

BW Barnes Wallis building

R Registration / Check-in and welcome

LT Lecture Theatre

▶ Entrance

▶ Entrance with wheelchair access

■ University buildings

■ Student residences

■ Go2 Uni bus stop

○ Tram route and stops

P Public car parks

→ One-way street

— Pedestrian street

— Buses, taxis, cyclists and blue badge only

|||| No through road

City centre map



R Registration / Check-in and welcome

➔ One-way street

▬ Pedestrian street

▬ Buses, taxis, cyclists and blue badge only

P General parking

▬ University buildings

⊘ Bus stop

⬇ Bus station

⬇ Railway station

⊘ No entry

— Tram route and stops

i City Information Point

▬ No through road